



BC Reads: Adult Literacy Fundamental English - Course Pack 1

BC Reads: Adult Literacy Fundamental English - Course Pack 1

Shantel Ivits

BCCAMPUS
VICTORIA, B.C.



BC Reads: Adult Literacy Fundamental English - Course Pack 1 Copyright © 2015 by Shantel Ivits is licensed under a [Creative Commons Attribution 4.0 International License](https://creativecommons.org/licenses/by/4.0/) (<https://creativecommons.org/licenses/by/4.0/>), except where otherwise noted.

© 2015 Shantel Ivits

The CC licence permits you to retain, reuse, copy, redistribute, and revise this book—in whole or in part—for free providing the author is attributed as follows:

BC Reads: Adult Literacy Fundamental English – Course Pack 1 by Shantel Ivits is used under a [CC BY 4.0 Licence](#).

If you redistribute all or part of this book, you must include the following on the copyright page:

Download for free from the [B.C. Open Collection](https://collection.bccampus.ca/) (<https://collection.bccampus.ca/>).

This textbook can be referenced. In APA citation style, it should appear as follows:

Ivits, S. (2015). *BC Reads: Adult Literacy Fundamental English – Course Pack 1*. Victoria, B.C.: BCcampus. Retrieved from <https://opentextbc.ca/abealf1/>.

Cover image attribution:

“Val’s Garden” by Carlee Ashton Diabo is used under a [CC BY 4.0 Licence](#).

EBook ISBN: 978-1-989623-75-6

Print ISBN: 978-1-989623-74-9

Visit BCcampus OpenEd (<http://open.bccampus.ca/>) to learn about open education in British Columbia.

This book was produced with Pressbooks (<https://pressbooks.com>) and rendered with Prince.

Contents

About BCcampus Open Education	vi
Acknowledgments	viii
Notes to the Instructor	1
 <u>Main Body</u>	
Sweetgrass	3
A New Flower	19
The Sack Garden	37
Val's Garden	54
GM Food	69
Tomatoes	82
Grow Your Own Tomatoes	96
Canada's Tallest Tree	104
Arctic Plants	114
Appendix: Level 1 Scope and Sequence	122
Attributions	124
Bibliography	157
About the Author	158
Versioning History	160

About BCcampus Open Education

BC Reads: Adult Literacy Fundamental English – Course Pack 1 was created by Shantel Ivits and published by BCcampus Open Education.

BCcampus Open Education (<https://open.bccampus.ca/>) began in 2012 as the B.C. Open Textbook Project with the goal of making post-secondary education in British Columbia more accessible by reducing student costs through the use of openly licenced textbooks and other OER. BCcampus (<https://bccampus.ca/about-us/>) supports the post-secondary institutions of British Columbia as they adapt and evolve their teaching and learning practices to enable powerful learning opportunities for the students of B.C. BCcampus Open Education is funded by the British Columbia Ministry of Advanced Education and Skills Training (<https://www2.gov.bc.ca/gov/content/governments/organizational-structure/ministries-organizations/ministries/advanced-education-skills-training>), and the Hewlett Foundation (<http://www.hewlett.org/>).

Open textbooks are open educational resources (OER) created and shared in ways so that more people have access to them. This is a different model than traditionally copyrighted materials. OER are defined as teaching, learning, and research resources that reside in the public domain or have been released under an intellectual property license that permits their free use and re-purposing by others.¹ Our open textbooks are openly licensed using a Creative Commons licence, and are offered in various e-book formats free of

1. “Open Educational Resources,” *Hewlett Foundation*, <https://hewlett.org/strategy/open-educational-resources/> (accessed September 27, 2018).

charge, or as printed books that are available at cost. For more information about open education in British Columbia, please visit the [BCcampus Open Education \(https://open.bccampus.ca/\)](https://open.bccampus.ca/) website. If you are an instructor who is using this book for a course, please fill out our [Adoption of an Open Textbook \(https://open.bccampus.ca/use-open-textbooks/tell-us-youre-using-an-open-textbook/\)](https://open.bccampus.ca/use-open-textbooks/tell-us-youre-using-an-open-textbook/) form.

Acknowledgments

These books were developed on the unceded territories of the Musqueam, Squamish, and Tsleil-Waututh Nations. Huy tseep q'u! Chen kw'enmántumiyap! Kw'as hoy!

I feel very fortunate to have had the opportunity to work on this project alongside a dedicated team of basic education instructors from across British Columbia. This series was shepherded by Leanne Caillier-Smith (College of the Rockies) and benefited enormously from the insight and encouragement of Julia Dodge (University of the Fraser Valley), Chandra McCann (Okanagan College), Jan Weiten (Vancouver Community College), and Melinda Worfolk (College of New Caledonia). The above five mentioned are representatives of the BC Adult Literacy Articulation Committee and were the advisory committee members for this project. It has been a pleasure to scaffold my own learning among such brilliant and passionate educators.

Huge thanks to Lauri Aesoph of BCcampus for introducing me to the exciting open textbook movement and managing all aspects of the publication of these books—from layout and image selection to copyediting and print—so adeptly.

I am incredibly lucky to work with and have the support of the Basic Education Department at Vancouver Community College: Rita Acton, Cynthia Bluman, Andrew Candela, Lynn Horvat, Alayna Kruger, Jo Lemay, Edie Mackenzie, Rene Merkel, Tara Mollel, Leah Rasmussen, Linda Rider, Mary Thompson-Boyd, Jan Weiten, and our Dean, David Wells. I am also

deeply grateful to the basic education students at Vancouver Community College for all that you teach me about dreams, resilience, and perseverance.

A special thank you to my partner, Marria, for always lending my words an eager ear, and for keeping the world around me turning even though my head was perpetually stuck in these books.

Notes to the Instructor

I have often struggled to find reading materials that rise to the wisdom that Level 1 learners so often bring to the classroom, while still drawing on plain language. So I sought to write texts about things that really matter: healing, discovery, survival, relationships, justice, and connection to the land. I explored these themes through the lens of the plant world.

This course pack contains activities that tie to nine original stories written specifically for adults that appear in the *BC Reads: Adult Literacy Fundamental English – Reader 1* (<http://opentextbc.ca/abealfreader1/>). This level-1 reader, one of a series of six readers, is roughly equivalent to beginner to Grade 1.5 in the K-12 system. For an overview of the contents, please refer to the Level 1 Scope and Sequence in the Appendix.

The online version of this course pack contains audio recordings of each story in the reader. These recordings, combined with vocabulary and word pattern exercises, prepare the Level 1 student to read each paragraph-long text with greater independence.

Depending on a learner's readiness, you may wish to use the sentences in the Word Skills sections as dictation.

Exercises on the connections between consonant sounds and letters are beyond the scope of these books. I recommend using these books alongside a structured phonics program, such as the Wilson Reading System.

Font size and line spacing can be adjusted in the online view, and have been

enhanced for the print and PDF versions for easier reading. This reader has been reviewed by subject experts from colleges and universities.

I hope these pages help ignite in your students a lifelong love of reading and discovery.

— Shantel Ivits

Sweetgrass



Learning Goals

In this chapter, you will learn to:

- Print the alphabet in upper case letters
- Hear, read, and write words with a short /a/ and a short /i/
- Copy short sentences
- Read common sight words in a paragraph
- Answer questions about a story
- Complete sentences with original ideas
- Begin a sentence with an upper case letter

Talk About It

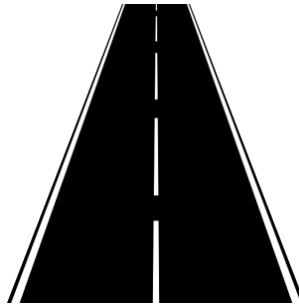
- What are some ways that plants help people?

Picture Dictionary

Use the pictures to help you figure out the words.



hurt



street



braid



house



grass



break



feelings



bend



walk

		
<p>roots</p>		

<p><i>Practice reading the words without the pictures.</i></p>				
<p>street</p>	<p>house</p>	<p>walk</p>	<p>bend</p>	<p>break</p>
<p>hurt</p>	<p>grass</p>	<p>roots</p>	<p>braid</p>	<p>feelings</p>

Word Skills

Word Patterns


The letters **a**, **e**, **i**, **o**, and **u** are called **vowels**. The letter **a** says /**a**/ like in apple.




*The letter **a** says /**a**/ like in apple.*

Match the word to the picture.

cap	sad	rat	sat
fat	map	mad	nap




1. _____



2. _____



3. _____




4. _____



5. _____



6. _____



7. _____



8. _____

Word Patterns

The letter **i** says /i/ like in itch.




*The letter **i** says /i/ like in itch.*

Match the word to the picture.

lip	wig	rip
hit	fin	dig



9. _____



10. _____



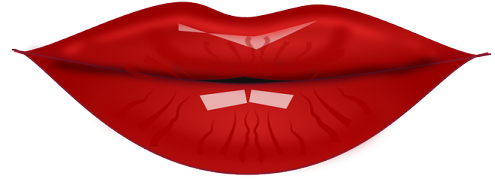
11. _____



12. _____




13. _____



14. _____

Pick the word that matches the picture.

15.



rit

rat

16.



fan

fin

17.



nap

nip

18.



wag


wig

19.



sad

sid

20.		fit	fat
-----	---	-----	-----

Check your work with the Answer Key at the end of this chapter.

Read these sentences. Practice writing them.

The rat had a nap.

The map has a rip.

He has a fat lip.

She sat on the cap.

I am mad.

Ask your instructor to check your work.

You will see these words in the story. They all have the /a/ sound like apple.

Max	at	grass
asks	after	that
away	bad	happy

You will see these words in the story. They all have the /i/ sound like itch.

live	kids	in
is	pick	it
if	this	will

Use Your Reading Skills

Listen to the story *Sweetgrass*. Then read *Sweetgrass* (<http://opentextbc.ca/abealfreader1/chapter/sweetgrass/>) in *BC Reads: Adult Literacy Fundamental English – Reader 1*.



One or more interactive elements has been excluded from this version of the text. You can view them online here: <https://opentextbc.ca/abealf1/?p=5#audio-5-1> (<https://opentextbc.ca/abealf1/?p=5#audio-5-1>)

Check Your Understanding

Circle yes if the sentence is right. Circle no if the sentence is wrong.

1. Dan used to live on the street.	yes	no
2. Max and Dan are both Cree.	yes	no
3. Sweetgrass is tall.	yes	no
4. Sweetgrass breaks when you step on it.	yes	no
5. Max and Dan eat the sweetgrass.	yes	no
6. Dan says sweetgrass takes away bad feelings.	yes	no

Writing

Below are all the letters of the alphabet. They are in lower case. Write each letter in upper case. The first one is done for you.

a <u>A</u>	b _____	c _____	d _____
e _____	f _____	g _____	h _____
i _____	j _____	k _____	l _____
m _____	n _____	o _____	p _____
q _____	r _____	s _____	t _____
u _____	v _____	w _____	x _____
y _____	z _____		

Check your work with the Answer Key at the end of this chapter.

Grammar Rule

Always use an **upper case** letter at the beginning of a sentence.

She has a red wig. – **YES**

she has a red wig. – **NO**

Writing Task

What makes you feel better when you feel bad? Fill in the blanks. Your instructor will help you spell.

Example: I feel better when I go for a walk.

1. I feel better when I _____.
2. I feel better when I _____.
3. I feel better when I _____.

Answer Key

Word Skills

QUESTION	ANSWER
1	map
2	rat
3	nap
4	mad
5	cap
6	sat
7	fat
8	sad
9	dig
10	hit
11	wig
12	rip
13	fin
14	lip
15	rat
16	fin

17	nap
18	wig
19	sad
20	fat
Check Your Understanding	
QUESTION	ANSWER
1	no
2	yes
3	yes
4	no
5	no
6	yes
Writing	
LOWER CASE	UPPER CASE
a	A
b	B
c	C
d	D
e	E
f	F
g	G
h	H
i	I

j	J
k	K
l	L
m	M
n	N
o	O
p	P
q	Q
r	R
s	S
t	T
u	U
v	V
w	W
x	X
y	Y
z	Z

A New Flower



Learning Goals

In this chapter, you will learn to:

- Print the alphabet in lower case letters
- Hear, read, and write words with a short /o/ and a short /u/
- Copy short sentences
- Read common sight words in a paragraph
- Answer questions about a story
- State an opinion about a reading
- End a sentence with a period or question mark

Talk About It

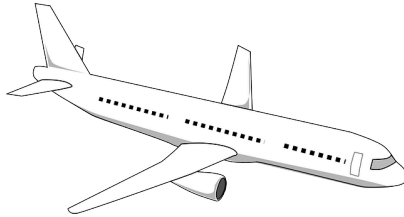
- Do you have any grandparents? What will you always remember about them?

Picture Dictionary

Use the pictures to help you figure out the words.



grandma




plane



flowers



garden



club



know



long



time



home



smile		
-------	--	--


Practice reading these words without the pictures.

time	garden	smile	home	club
flowers	long	know	plane	grandma

Word Skills

Word Patterns






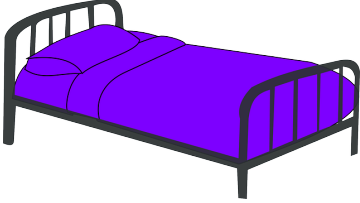




The letters **a**, **e**, **i**, **o**, and **u** are called **vowels**. The letter **o** makes an /**o**/ sound like in octopus.



*The letter o says /o/
like in octopus.*

Match each word to a picture.

log	mop	dot	jog	hot
cot	cop	pot	top	box

		
<p>1. _____</p>	<p>2. _____</p>	<p>3. _____</p>
		
<p>4. _____</p>	<p>5. _____</p>	<p>6. _____</p>
		
<p>7. _____</p>	<p>8. _____</p>	<p>9. _____</p>
		
<p>10. _____</p>		

Word Patterns

The letter **u** says /**u**/ like in up.




The letter **u** says
/u/ like in up.

Match each word to a picture.


sun	mud	rug	mug	pup
bug	cup	gum	nut	



11. _____




12. _____




13. _____



14. _____



15. _____



16. _____



17. _____



18. _____



19. _____

Pick the word that matches the picture.

20.



mup

mop

21.



bug

bog

22.



gum

gom

23.



jog


jug

24.



cop

cup

25.		bux	box
-----	---	-----	-----

Check your work with the Answer Key at the end of this chapter.

Read these sentences. Practice writing the words. Begin with an upper case letter.

The mug is hot.

Is this gum on the rug?

Can you mop up the mud?

The pup had a nap on the cot.

The cop sat on the log.

Ask your instructor to check your work.

You will see these words in the story. They all have the /**o**/ sound like octopus.

lot	not	on
-----	-----	----

You will see these words in the story. They all have the /**u**/ sound like up.

clubs	but	hunt
-------	-----	------

Use Your Reading Skills

Listen to *A New Flower*. Then read *A New Flower* (<http://opentextbc.ca/abealfreader1/chapter/chapter-1/>) in *BC Reads: Adult Literacy Fundamental English – Reader 1*.



One or more interactive elements has been excluded from this version of the text. You can view them online here: <https://opentextbc.ca/abealf1/?p=52#audio-52-1> (<https://opentextbc.ca/abealf1/?p=52#audio-52-1>)

Check Your Understanding

1. Who goes on a plane for the first time?

_____ goes on a plane for the first time.

2. What does the grandma see that she has never seen before?

The grandma sees a _____.

3. What three things do men do back home?

Back home, men _____, _____,
and _____.

4. What makes Dave different from the men back home?

Dave is different from the men back home because he knows
about _____.

5. Do you think the grandma likes Dave? Why or why not? Discuss with a
classmate.

Writing

Below are all the letters of the alphabet. They are in upper case. Write each letter in lower case. The first one is done for you.

A <u> a </u>	B _____	C _____	D _____
E _____	F _____	G _____	H _____
I _____	J _____	K _____	L _____
M _____	N _____	O _____	P _____
Q _____	R _____	S _____	T _____
U _____	V _____	W _____	X _____
Y _____	Z _____		

Check your work with the Answer Key at the end of this chapter.

Grammar Rule

A sentence can be a question or a statement.

A **question** asks for information. It ends with a question mark.

What is your name? – **YES**

What is your name – **NO**

What is your name. – **NO**

A **statement** gives information. It ends with a period.

My name is Ted. – **YES**

My name is Ted – **NO**

Writing Task

Think of a time when you acted differently from how people expect a man or woman to act. Tell the story to your instructor. Your instructor will write down your words. Then copy your story into your notebook.

When you are done, read your story.

- Did you begin each sentence with an upper case letter?

- Did you end each sentence with a period or question mark?
- Are you missing any words?

Answer Key

Word Skills

QUESTION	ANSWER
1	cop
2	box
3	mop
4	dot
5	top
6	cot
7	jog
8	pot
9	log
10	hot
11	pup
12	nut
13	bug
14	mud
15	sun
16	gum

17	rug
18	mug
19	cup
20	mop
21	bug
22	gum
23	jog
24	cup
25	box
Check Your Understanding	
QUESTION	ANSWER
1	The grandma
2	flower
3	hunt, fish, farm
4	flowers
Writing	
UPPER CASE	LOWER CASE
A	a
B	b
C	c
D	d
E	e
F	f

G	g
H	h
I	i
J	j
K	k
L	l
M	m
N	n
O	o
P	p
Q	q
R	r
S	s
T	t
U	u
V	v
W	w
X	x
Y	y
Z	z

The Sack Garden



Learning Goals

In this chapter, you will learn to:

- Print the alphabet in order using upper case letters
- Hear, read, and write words with a short /e/
- Hear, read, and write words with a long /e/ (spelled ee)
- Copy short sentences
- Read common sight words in a paragraph
- Answer questions about a story
- Describe the sequence of a story
- State an opinion about a reading

- Use an upper case letter to begin a person's name

Talk About it

- Have you ever had a garden? What did you grow?
- What did you like about having a garden?
- What was hard about having a garden?

Picture Dictionary

Use the pictures to help you figure out the words.




South Africa



three



white



farm



money




land



sack



rock



middle



dirt



one



hole

Practice reading these words without the pictures.

one	sack	land	dirt
South Africa	hole	money	three
white	middle	farm	rock

Word Skills

The letters **a**, **e**, **i**, **o**, and **u** are called **vowels**. Vowels have **short sounds** and **long sounds**. So far, you have looked at short vowel sounds:

- A short **/a/** says **/a/** like in apple.
- A short **/i/** says **/i/** like in itch. A short **/o/** says **/o/** like in octopus.
- A short **/u/** says **/u/** like in up.

Word Patterns

A short **/e/** makes an **/e/** sound like in Expo.


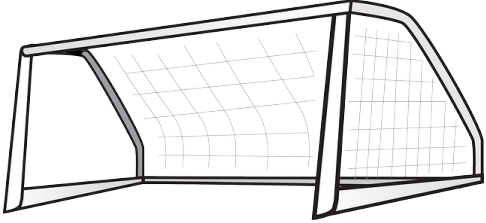

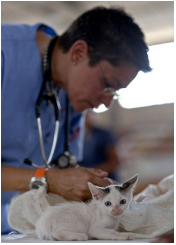




EXPO



*A short /e/ says /e/
like in Expo.*

Match each word to a picture.

bed	pet	net	red
web	pen	wet	vet

		
<p>1. _____</p>	<p>2. _____</p>	<p>3. _____</p>
		
<p>4. _____</p>	<p>5. _____</p>	<p>6. _____</p>
		
<p>7. _____</p>	<p>8. _____</p>	

Word Patterns

Vowels can also make a **long sound**. The letters **ee** make a long /e/ sound like in jeep.




*The letters **ee** make a long /e/ sound like in jeep.*

Match each word to a picture.

see	bee	green	weed
tree	feet	three	feed



9. _____



10. _____



11. _____



12. _____



13. _____



14. _____



15. _____



16. _____

Pick the word that matches the picture.


17.



wet

weet

18.



neet

net

19.



weed

wed

20.



se


see

21.



web

weeb

22.		peet	pet
-----	---	------	-----

Check your work with the Answer Key at the end of this chapter.

Read these sentences. Then copy them. Use upper case letters correctly. Use periods and question marks correctly.

My pet is at the vet.

I did not see the bee.

I got my feet wet.

This is a red pen.

She is not in bed.

Ask your instructor to check your work.

You will see these words in the reading. They have the short /e/ sound like Expo.

Meg	rest	eggplant
-----	------	----------

You will see these words in the reading. They have the long /e/ sound like jeep.

three	feed	weeds
green	need	

Use Your Reading Skills

Listen to *The Sack Garden*. Then read *The Sack Garden* (<http://opentextbc.ca/abealfreader1/chapter/the-sack-garden/>) in *BC Reads: Adult Literacy Fundamental English – Reader 1*.



One or more interactive elements has been excluded from this version of the text. You can view them online here: <https://opentextbc.ca/abealf1/?p=55#audio-55-1> (<https://opentextbc.ca/abealf1/?p=55#audio-55-1>)

Check Your Understanding

1. Where does Meg live?

Meg lives in _____.

2. Who owns most of the farmland in South Africa?

_____ own most of the farmland in South Africa.

3. What does Meg use to grow a garden?

Meg uses a _____ to grow a garden.

Are these sentences true? Circle yes or no.

4. A sack garden costs a lot of money.	yes	no
5. A sack garden takes up a lot of room.	yes	no
6. A sack garden does not have many weeds.	yes	no

7. How do you make a sack garden? Put these steps in the right order (1, 2, 3).

_____ Make little holes in the side of the sack.

_____ Put dirt and rocks in the sack.

_____ Put plants in the holes.

Writing

Write all the letters of the alphabet in order. Use upper case letters.

Check your work with the Answer Key at the end of this chapter.

Grammar Rule

Use an **upper case** letter at the beginning of a person's name.

This is Meg. – **YES**

This is meg. – **NO**

Write your full name on the line below. Use upper case letters to begin each name.

Find a classmate. Write their full name on the line below. Use upper case letters to begin each name.

Find another classmate. Write their full name on the line below. Use upper case letters to begin each name.

Writing Task

Have you ever had a garden?

If so, tell your instructor about your garden. Your instructor will write down your words. Then copy your story into your notebook.

If not, imagine you were going to plant a garden. Think about what you would want to grow. Your instructor will write down your words. Then copy your story into your notebook.

When you are done, read your story.

- Did you begin each sentence with an upper case letter?
- Did you use an upper case letter at the beginning of a person's name?
- Did you end each sentence with a period or question mark?
- Are you missing any words?

Answer Key

Word Skills

QUESTION	ANSWER
1	web
2	net
3	red
4	vet
5	pen
6	bed
7	pet
8	wet
9	green
10	bee
11	feet
12	see
13	feed
14	tree
15	three
16	weed

17	wet
18	net
19	weed
20	see
21	web
22	pet
Check Your Understanding	
QUESTION	ANSWER
1	South Africa
2	white people
3	sack
4	no
5	no
6	yes
7	2, 1, 3
Writing	
A B C D E F G H I J K L M N O P Q R S T U V W X Y	

Val's Garden



Learning Goals

In this chapter, you will learn to:

- Print the alphabet in order using lower case letters
- Read and write words with the endings -s, -ing, and -ed
- Copy short sentences
- Read common sight words in a paragraph
- Answer questions about a story
- Complete sentences by adding a missing word
- Use an upper case letter to begin a person's name


Talk About It

- Do you like to get to know the people who live near you? Why or

why not?

Picture Dictionary

Use the pictures to help you figure out the words.



new



city



vegetables



woman



sidewalk



carrots




tomatoes



beans



peas



talk



family



door

Practice reading these words without the pictures.

sidewalk	peas	carrots	family
door	city	woman	vegetables
talk	beans	new	tomatoes

Word Skills

Word Patterns

Words can have endings. Some common **word endings** are **-s**, **-ing**, and **-ed**.

	-s	-ing	-ed
look	looks	looking	looked
pull	pulls	pulling	pulled
talk	talks	talking	talked

1. Fill in this chart.

	-s	-ing	-ed
bill			
fill			
walk			
pick			
kick			


Check your work with the Answer Key at the end of this chapter.

Word Patterns

The word ending **-s** can show there is more than one of something.



carrot



carrots



bean



beans



pea



peas

How many do you see?

2.



egg or eggs?

3.



rock or rocks?

4.



bug or bugs?

5.



pen or pens?

6.



tree or trees?

7.		rat or rats?
----	---	--------------

Check your work with the Answer Key at the end of this chapter.

Read the sentences. Then copy them. Use upper case letters, periods, and question marks correctly.

The dog naps with the cats.

This log has bugs on it.

Tim jogs a lot.

The kids got on the bus.

Can you get the red cups?

Ask your instructor to check your work.

Use Your Reading Skills

Listen to *Val's Garden*. Then read *Val's Garden* (<http://opentextbc.ca/abealfreader1/chapter/vals-garden/>) in *BC Reads: Adult Literacy Fundamental English – Reader 1*.



One or more interactive elements has been excluded from this version of the text. You can view them online here: <https://opentextbc.ca/abealf1/?p=57#audio-57-1> (<https://opentextbc.ca/abealf1/?p=57#audio-57-1>)

Check Your Understanding

garden	family	new	vegetables
box	passes on	Val	sidewalk

Fill in the blanks with the right word or words.

1. I am _____ to the city.
2. A woman named _____ lives next door.

3. She grows a vegetable garden by the _____.
4. She gives me a _____ of vegetables.
5. She _____.
6. I take care of her _____.
7. A _____ moves next door.
8. I give them a box of _____ from Val's garden.

Check your work with the Answer Key at the end of this chapter.

Writing

Grammar Rule

You can use words from a question to make your own sentence.

Question:	Who <u>has a garden</u> ?
Answer:	Val <u>has a garden</u> .
Question:	What vegetables <u>are in Val's garden</u> ?
Answer:	Carrots, tomatoes, beans, and peas <u>are in Val's garden</u> .
Question:	Who <u>moves next door when Val passes on</u> ?
Answer:	A family <u>moves next door when Val passes on</u> .
Question:	What <u>is given to the family next door</u> ?
Answer:	A box of vegetables <u>is given to the family next door</u> .

Answer the questions. Use the underlined words to form your answer.

1. Who talks to plants?

2. What gets dry after Val passes on?

3. What looks sad after Val passes on?

4. Write all the letters of the alphabet in order. Use lower case letters.

Check your work with the Answer Key at the end of this chapter.

Writing Task

Think of a time when a neighbour was nice to you, or a time when you were nice to a neighbour. Tell the story to your instructor. Your instructor will write down what you say. Then copy the story into your notebook.

When you are done, read your story.

- Did you begin each sentence with an upper case letter?
- Did you use an upper case letter at the beginning of a person's name?
- Did you end each sentence with a period or question mark?
- Are you missing any words?

Answer Key

Word Skills**QUESTION****ANSWER**

1

	-s	-ing	-ed
bill	bills	billing	billed
fill	fills	filling	filled
walk	walks	walking	walked
pick	picks	picking	picked
kick	kicks	kicking	kicked

2

eggs

3

rocks

4

bug

5

pens

6

tree

7

rat

Check Your Understanding**QUESTION****ANSWER**

1

new

2	Val
3	sidewalk
4	box
5	passes on
6	garden
7	family
8	vegetables
Writing	
QUESTION	ANSWER
1	Val talks to plants.
2	The dirt gets dry after Val passes on.
3	The plants looks sad after Val passes on.
4	a b c d e f g h i j k l m n o p q r s t u v w x y z

GM Food



Learning Goals

In this chapter, you will learn to:

- Hear, read, and write blends with r, l, and t
- Copy short sentences
- Read common sight words in a paragraph
- Answer questions about a story
- State an opinion about a reading
- Give sentence answers to questions

Talk About It

- Have you heard that people in labs make new kinds of fruits and vegetables?

- Would you mind eating fruits and vegetables that were made by people in a lab?

Picture Dictionary

Use the pictures to help you figure out the words.



hard



cold



weather



crop



rain



fruits



sold



change



company



help



bird



test

Practice reading these words without the pictures.


sold	test	fruits	crop
hard	help	weather	rain
bird	change	company	cold

Word Skills

Word Patterns

A **consonant** is any letter that is not a vowel. For example, the letters **b, c, d, f, g, h,** and **j** are consonants. A **blend** is when two consonants go together and each consonant makes a sound.

The letters **dr** in **drip** are a blend.



*The letters **dr** in **drip** are a blend.*

Read these words. Underline the blend. The first one is done for you.




1. clap



2. frog



3. step



4. plum




5. drum



6. stop



7. club




8. crib



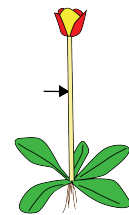
9. star



10. flag



11. crab



12. stem

Check your work with the Answer Key at the end of this chapter.

Practice reading these words without the pictures.

crab	star	club
stem	plum	clap
step	flag	crib
frog	stop	drum

Your instructor will read these words to you. Underline the blend in each word. You will see these words in the story.

<u>c</u> rop	fruit	grow
dry	stay	cold
so <u>ld</u>	test	

Read the sentences. Then copy them. Use upper case letters, periods, and question marks correctly.

Stop the car.

Do not step on the bug.

We put up a flag.

He hit the drum.

Was she bitten by a crab?

Ask your instructor to check your work.

Use Your Reading Skills

Listen to *GM Food*. Then read *GM Food* (<http://opentextbc.ca/abealfreader1/chapter/gm-food/>) in *BC Reads: Adult Literacy Fundamental English – Reader 1*.



One or more interactive elements has been excluded from this version of the text. You can view them online here: <https://opentextbc.ca/abealf1/?p=59#audio-59-1> (<https://opentextbc.ca/abealf1/?p=59#audio-59-1>)

Check Your Understanding

Does each sentence say something good or bad about GM food?

1. GM food can grow in cold weather.	good	bad
2. GM food may kill bugs we need, like butterflies.	good	bad
3. GM food may make birds sick.	good	bad
4. GM food can stop bugs from eating it.	good	bad
5. GM food may make people sick.	good	bad
6. There have not been many tests on GM food.	good	bad
7. GM food may grow in dry land in Africa.	good	bad
8. GM food can stay good longer.	good	bad

Check your work with the Answer Key at the end of this chapter.

9. Do you think farmers should grow GM food? Use the underlined words to help form your answer.

Ask your instructor to check your work.

Writing

Grammar Rule

You can use words from a question to form an answer.

Question: Why is farming a hard job?

Answer: Farming is a hard job *because* cold weather can kill your crops.

Two things changed from the question to the answer:

1. *is farming* changed to *farming is*
2. *because* was used

Answer this question in three more ways.

Why is farming a hard job?

1. _____

2. _____

3. _____

Check your work with the Answer Key at the end of this chapter.

Writing Task

Have you ever visited a farm? Or have you ever visited a farmers' market? Tell your instructor about your visit. Your instructor will write down your words. Then copy your story into your notebook.

When you are done, read your story.

- Did you begin each sentence with an upper case letter?
- Did you use an upper case letter at the beginning of a person's name?

- Did you end each sentence with a period or question mark?
- Are you missing any words?

Answer Key	
Word Patterns	
QUESTION	ANSWER
1	<u>c</u> lap
2	f <u>r</u> og
3	s <u>t</u> ep
4	p <u>l</u> um
5	<u>d</u> rum
6	s <u>t</u> op
7	<u>c</u> lub
8	<u>c</u> rib
9	s <u>t</u> ar
10	f <u>l</u> ag
11	<u>c</u> rab
12	s <u>t</u> em
Check Your Understanding	
QUESTION	ANSWER
1	good
2	bad

3	bad
4	good
5	bad
6	bad
7	good
8	good
Writing	
(Any three of the sentences below are correct.)	
Farming is a hard job because bugs can eat your crops.	
Farming is a hard job because weeds can hurt your crops.	
Farming is a hard job because your crops may need more rain than they get.	
Farming is a hard job because fruits and vegetables can go bad before they are sold.	

Tomatoes



Learning Goals

In this chapter, you will learn to:

- Hear, read, and write words with digraphs (sh, th, ch, and ck)
- Copy short sentences
- Read common sight words in a paragraph
- Answer questions about a story
- State an opinion about a reading
- Name some common symbols

Talk About It

- What foods can be made with tomatoes?
- What is your favourite food that can be made with tomatoes?

Picture Dictionary


Use the pictures to help you figure out the words.



South America



Europe



doctor




world



sauce



soup



juice



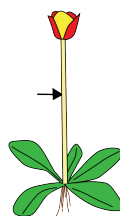
salsa



ketchup





leaf



stem



space

		
fight	Spain	taste

<i>Practice reading these words without the pictures.</i>				
doctor	sauce	leaf	taste	fight
juice	soup	world	stem	Europe
South America	Spain	space	ketchup	salsa

Word Skills

Word Patterns

A **digraph** is when two letters together make one sound. Here are some common digraphs.

sh like in **ship**



ch like in **chin**



th like in **thumb**



ck like in **sock**



Say what is in the picture. What digraph is in each word?




1

sh ch th ck



2

sh ch th ck



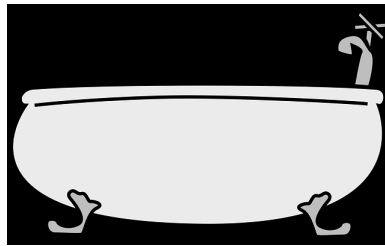
3

sh ch th ck



4

sh ch th ck



5

sh ch th ck



6

sh ch th ck



7

sh ch th ck

3






8



sh ch th ck



9

sh ch th ck

<i>How many sounds do you hear in these words?</i>		
10	 mop	3
11	 sun	_____
12	 web	_____
13	 fish	_____
14	 lock	_____

15	 crab	_____
16	 stop	_____

Check your work with the Answer Key at the end of this chapter.

Read the sentences. Then copy them. Use upper case letters, periods, question marks, and exclamation marks correctly.

Get in the bath.

The fish is wet.

Do not lock me in!

I cut my chin.

Ask your instructor to check your work.

Use Your Reading Skills

Listen to *Tomatoes*. Then read *Tomatoes* (<http://opentextbc.ca/abealfreader1/chapter/164/>) in *BC Reads: Adult Literacy Fundamental English – Reader 1*.



One or more interactive elements has been excluded from this version of the text. You can view them online here: <https://opentextbc.ca/abealf1/?p=61#audio-61-1> (<https://opentextbc.ca/abealf1/?p=61#audio-61-1>)

Check Your Understanding

Answer these questions. Use the underlined words from the question to form your answer.

1. Who used to tell people that tomatoes would make them sick?

2. What part of the tomato plant will make people sick?

3. What place has a big tomato fight every year?

4. Why do farms pick tomatoes before they are ripe?

Check your work with the Answer Key at the end of this chapter.

Writing

Grammar Rule

This is how to write an address:

639 Sun Street
Golden, British Columbia V0A 1H0

Write your address on the lines below.

Ask your instructor to check your work.

Match the word with the correct symbol.

equals	dollars	and
at	plus	

&	\$	+	=	@
1.	2.	3.	4.	5.
_____	_____	_____	_____	_____

Fill in the blank with the correct symbol.

6. The bill came to ___ 10.00.

7. My email is tim___gmail.com.

8. Kim ___ Sam got a cat.

9. One ___ one = two.

10. Two + two ___ 4.

Check your work with the Answer Key at the end of this chapter.

Writing Task

Think of a food you like to make using tomatoes. Tell your instructor how you make this food. Your instructor will write down your words. Then copy your story into your notebook.

When you are done, read your story.

- Did you begin each sentence with an upper case letter?
- Did you use an upper case letter at the beginning of a person's name?
- Did you end each sentence with a period or question mark?
- Are you missing any words?

Answer Key

Word Skills

QUESTION	ANSWER
1	fish, sh
2	rock, ck
3	duck, ck
4	chip, ch
5	bath, th
6	cheese, ch
7	sheep, sh
8	three, th
9	lock, ck
10	3
11	3
12	3
13	3
14	3
15	4
16	4

Check Your Understanding	
QUESTION	ANSWER
1	Doctors used to tell people that tomatoes would make them sick.
2	A tomato leaf or stem will make people sick.
3	Spain has a big tomato fight every year.
4	Farms pick tomatoes before they are ripe because they last longer this way.
Writing	
QUESTION	ANSWER
1	and
2	dollars
3	plus
4	equals
5	at
6	\$
7	@
8	&
9	+
10	=

Grow Your Own Tomatoes



Learning Goals

In this chapter, you will learn to:

- Hear, read, and write words with short vowels
- Copy short sentences
- Read common sight words in a paragraph
- Answer questions about a story
- State an opinion about a reading
- Complete sentences by adding a word



Talk About It

- Do you have any plants? What kind?

- What is good about growing your own food?

Picture Dictionary

Use the pictures to help you figure out the words.

		
potting soil	warm	window
		
hour	tie	stick
		
colour	bottom	

Practice reading these words without the pictures.

hour	stick	bottom	colour
window	warm	potting soil	tie

Word Skills

Word Patterns

You have learned to read these vowel sounds:

a says /**a**/ like apple

e says /**e**/ like Expo

i says /**i**/ like itch

o says /**o**/ like octopus

u says /**u**/ like up

You will see these short vowel words in the story. Read each word. Listen to the short vowel sound. Sort it in the list below.

pot	big	sun	wet	bit
yet	top	add	pack	pick

/a/ like apple	/e/ like Expo	/i/ like itch	/o/ like octopus	/u/ like up

Check your work with the Answer Key at the end of this chapter.

Can you think of more short vowel words? Add your words to the chart.

Read the sentences. Then copy them. Use upper case letters, periods, and question marks correctly.

Is the pot hot?

Did you pack yet?

The bug bit me.

Do not pop the zit.

We sat in the sun.

Ask your instructor to check your work.

Use Your Reading Skills

Listen to *Grow Your Own Tomatoes*. Then read *Grow Your Own Tomatoes* (<http://opentextbc.ca/abealfreader1/chapter/grow-your-own-tomatoes/>) in *BC Reads: Adult Literacy Fundamental English – Reader 1*.



One or more interactive elements has been excluded from this version of the text. You can view them online here: <https://opentextbc.ca/abealf1/?p=63#audio-63-1> (<https://opentextbc.ca/abealf1/?p=63#audio-63-1>)

Check Your Understanding

sun	ripe	pot	seed	wet
-----	------	-----	------	-----

1. Fill the _____ with soil.
2. Put a _____ in the soil.
3. Add water. Keep the soil _____.
4. Put the pot by a window with lots of _____.
5. Pick the tomatoes when they are _____.

Check your work with the Answer Key at the end of this chapter.

Writing Task

Have you ever picked fruit, such as berries, in a field, forest, or orchard? Tell the story to your instructor. Your instructor will write down your words. Then copy your story into your notebook.

When you are done, read your story.

- Did you begin each sentence with an upper case letter?
- Did you use an upper case letter at the beginning of a person's name?
- Did you end each sentence with a period or question mark?
- Are you missing any words?

Answer Key

Word Skills

/a/ like apple	/e/ like Expo	/i/ like itch	/o/ like octopus	/u/ like up
add	wet	bit	top	sun
pack	yet	big pick	pot	

Check Your Understanding

QUESTION	ANSWER
1	pot
2	seed
3	wet
4	sun
5	ripe

Canada's Tallest Tree



Learning Goals

In this chapter, you will learn to:

- Hear, read, and write words with long vowels
- Copy short sentences
- Read common sight words in a paragraph
- Answer questions about a story
- Give sentence answers to questions

Talk About It

- Have you ever gone for a hike? Where?
- Do you have a favourite forest to walk in?

Picture Dictionary

Use the pictures to help you figure out the words.




hunt



Vancouver Island



logger



path




forest



tall



awe



park



risk



down




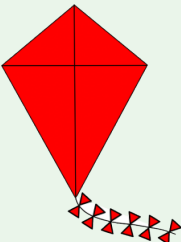


Practice reading these words without the pictures.

forest	awe	down	hunt	tall
risk	Vancouver Island	logger	park	path

Word Skills









Word Patterns

Many words end in **e**. The **e** is silent but can make the first vowel in the word say its name.

 <p>cap</p>	 <p>cape</p>
 <p>kit</p>	 <p>kite</p>
 <p>rob</p>	 <p>robe</p>

Match the word to the picture.

rake	dime	nose	cake
nine	home	rice	gate

		
<p>1. _____</p>	<p>2. _____</p>	<p>3. _____</p>
		
<p>4. _____</p>	<p>5. _____</p>	<p>6. _____</p>
		
<p>7. _____</p>	<p>8. _____</p>	

Check your work with the Answer Key at the end of this chapter.

You will see these words in the story. Practice reading them.

name	like	made
take	more	save

Read the sentences. Then copy them. Use upper case letters, periods, question marks, and exclamation marks correctly.

Meg has nine cats.

Lock the gate.

What is your name?

Save me!

Can I have more cake?

Ask your instructor to check your work.

Use Your Reading Skills

Listen to *Canada's Tallest Tree*. Then read *Canada's Tallest Tree* (<http://opentextbc.ca/abealfreader1/chapter/canadas-tallest-tree/>) in *BC Reads: Adult Literacy Fundamental English – Reader 1*.



One or more interactive elements has been excluded from this version of the text. You can view them online here: <https://opentextbc.ca/abealf1/?p=65#audio-65-1> (<https://opentextbc.ca/abealf1/?p=65#audio-65-1>)

Check Your Understanding

Answer these questions. Use the underlined words to help you form a sentence.

1. Where is Canada's tallest tree?

2. How tall is Canada's tallest tree?

3. Who was the first person to find Canada's tallest tree?

4. What did the forest with Canada's tallest tree become?

5. What are many of BC's old forests at risk of?

Check your work with the Answer Key at the end of this chapter.

Writing Task

Think of a time something in nature filled you with awe, or made you feel amazed. Tell the story to your instructor. Your instructor will write down your words. Then copy your story into your notebook.

When you are done, read your story.

- Did you begin each sentence with an upper case letter?
- Did you use an upper case letter at the beginning of a person's name?
- Did you end each sentence with a period or question mark?
- Are you missing any words?

Answer Key	
Word Skills	
QUESTION	ANSWER
1	rice
2	dime
3	gate
4	home
5	rake
6	nose
7	nine
8	cake
Check Your Understanding	
QUESTION	ANSWER
1	Canada's tallest tree is on Vancouver Island.
2	Canada's tallest tree is 314 feet tall.
3	A logger was the first person to find Canada's tallest tree.

4	The forest with Canada's tallest tree is now a park.
5	Many of BC's old forests are at risk of being cut down.

Arctic Plants



Learning Goals

In this chapter, you will learn to:

- Identify rhyming words
- Copy short sentences
- Read common sight words in a paragraph
- Answer questions about a story
- Give sentence answers to questions
- Give an opinion on a reading

Talk About It

- Would you ever want to go to the arctic? Why or why not?

Picture Dictionary

Use the pictures to help you figure out the words.



arctic



beautiful



winter



dark




summer



ice




water



heat




together



wind



willow



poppy



bright

Practice reading these words without the pictures.

beautiful	dark	winter	wind	willow
bright	heat	together	water	summer
arctic	ice	poppy		

Word Skills

Word Patterns

Two words **rhyme** when the endings sound the same. For example, these words rhyme:

- car and bar
- net and jet
- fill and hill
- pot and rot
- nut and cut

Find the words that rhyme. The first one is done for you.

sun	land	try	run	mice
lot	ice	hand	sky	dot

1. sun _____ run _____

2. _____ _____

3. _____ _____

4. _____ _____

5. _____ _____

Check your work with the Answer Key at the end of this chapter.

Read the sentences. Then copy them. Use upper case letters, periods, and question marks correctly.

The mice hid in the hole.

Do you like this dish?

Do not slip on the ice.

Can we chat?

We had a lot of fun.

Ask your instructor to check your work.

Use Your Reading Skills

Listen to *Arctic Plants*. Then read *Arctic Plants* (<http://opentextbc.ca/abealfreader1/chapter/arctic-plants/>) in *BC Reads: Adult Literacy Fundamental English – Reader 1*.



One or more interactive elements has been excluded from this version of the text. You can view them online here: <https://opentextbc.ca/abealf1/?p=67#audio-67-1> (<https://opentextbc.ca/abealf1/?p=67#audio-67-1>)

Check Your Understanding

Answer these questions. Use the underlined words to form a sentence.

1. How long does summer in the arctic last?

2. What plant adds a bit of heat to the ground so other plants can grow?

3. What do the plants do to last in the cold wind?

4. Why is the arctic willow different from other trees?

5. What does the arctic poppy always face?

6. What plant do you like best?

Check your work with the Answer Key at the end of this chapter.

Writing Task

Think of a time when you had to be strong and brave. Tell the story to your instructor. Your instructor will write down your words. Then copy your story into your notebook.

When you are done, read your story.

- Did you begin each sentence with an upper case letter?
- Did you use an upper case letter at the beginning of a person's name?
- Did you end each sentence with a period or question mark?
- Are you missing any words?

Answer Key	
Word Skills	
QUESTION	ANSWER
1	sun, run
2	land, hand
3	try, sky
4	mice, ice
5	lot, dot
Check Your Understanding	
QUESTION	ANSWER
1	Summer in the arctic lasts for just a few weeks.
2	Arctic moss adds a bit of heat to the ground so other plants can grow.
3	Plants stay together to last in the cold wind.
4	The arctic willow is different from other trees because it grows on its side.
5	The arctic poppy always faces the sun.
6	Answers will vary.

Appendix: Level 1 Scope and Sequence

For detailed information on the contents of each chapter in this course pack, please refer to the [Level 1 Scope and Sequence \[PDF\]](http://opentextbc.ca/abealf1/wp-content/uploads/sites/83/2015/11/Level-1-Scope-Sequence.pdf) (<http://opentextbc.ca/abealf1/wp-content/uploads/sites/83/2015/11/Level-1-Scope-Sequence.pdf>) document. A print-friendly version is also provided on the following page.

ALFE Level 1 Scope & Sequence

Phonics				Grammar		Writing	
Sweetgrass	Short /a/ and short /i/	Write the upper case letters of the alphabet; begin a sentence with an upper case letter	Complete sentence stem: I feel better when I...				
A New Flower	Short /o/ and short /u/	Write the lower case letters of the alphabet; use a question mark and period	Experience story about gender expectations				
The Sack Garden	Short /e/ and long /e/	Use an upper case letter for a person's name	Describe a home garden				
Val's Garden	Short vowel words with endings -s, -ing, -ed	Use words from a question to make an answer	Experience story about a neighbour				
GM Food	Blends with r, l, t	Use words from a question to make an answer	Experience story about a farm or farmer's market				
Tomatoes	Consonant digraphs: sh, ch, th, ck. Common symbols: &, \$, +, =, @	Students are expected to apply the above skills in their writing	Write an address. Dictate and copy a recipe that uses tomatoes				
Grow Your Own Tomatoes	Short vowel review	Students are expected to apply the above skills in their writing	Experience story about picking fruit in a field, forest, or orchard				
Canada's Tallest Tree	Long vowel words	Students are expected to apply the above skills in their writing	Experience story about feeling awe in nature				
Arctic Plants	Rhyming words	Students are expected to apply the above skills in their writing	Experience story about being strong and brave				

Attributions

Sweetgrass

Wetland

Elkwater Lakes by Plains and Prairie Potholes Landscape Conservation is used under a CC BY 2.0 license.

Hurt

Image by ClkerFreeVectorImages (<https://pixabay.com/en/users/ClkerFreeVectorImages-3736/>) is in the public domain.

Street

Image by ClkerFreeVectorImages (<https://pixabay.com/en/users/ClkerFreeVectorImages-3736/>) is in the public domain.

Braid

Braid step by step by Chris used under a CC BY SA 3.0 license.

House

Image by ClkerFreeVectorImages (<https://pixabay.com/en/users/ClkerFreeVectorImages-3736/>) is in the public domain.

Grass

Image by ClkerFreeVectorImages (<https://pixabay.com/en/users/ClkerFreeVectorImages-3736/>) is in the public domain.

Break

Image by [ClkerFreeVectorImages \(https://pixabay.com/en/users/ClkerFreeVectorImages-3736/\)](https://pixabay.com/en/users/ClkerFreeVectorImages-3736/) is in the public domain.

Feelings

Image by [Gadini \(https://pixabay.com/en/users/Gadini-388416/\)](https://pixabay.com/en/users/Gadini-388416/) is in the public domain.

Bend

Image by [PublicDomainPictures \(https://pixabay.com/en/users/PublicDomainPictures-14/\)](https://pixabay.com/en/users/PublicDomainPictures-14/) is in the public domain.

Walk

Image by [ClkerFreeVectorImages \(https://pixabay.com/en/users/ClkerFreeVectorImages-3736/\)](https://pixabay.com/en/users/ClkerFreeVectorImages-3736/) is in the public domain.

Roots

Image by [ClkerFreeVectorImages \(https://pixabay.com/en/users/ClkerFreeVectorImages-3736/\)](https://pixabay.com/en/users/ClkerFreeVectorImages-3736/) is in the public domain.

The letter a says /a/ like in apple.

Image by [ClkerFreeVectorImages \(https://pixabay.com/en/users/ClkerFreeVectorImages-3736/\)](https://pixabay.com/en/users/ClkerFreeVectorImages-3736/) is in the public domain.

Photo 1

Image by [OpenClipartVectors \(https://pixabay.com/en/users/OpenClipartVectors-30363/\)](https://pixabay.com/en/users/OpenClipartVectors-30363/) is in the public domain.

Photo 2

Image by [ClkerFreeVectorImages \(https://pixabay.com/en/users/ClkerFreeVectorImages-3736/\)](https://pixabay.com/en/users/ClkerFreeVectorImages-3736/) is in the public domain.

Photo 3

Image by [ClkerFreeVectorImages \(https://pixabay.com/en/users/ClkerFreeVectorImages-3736/\)](https://pixabay.com/en/users/ClkerFreeVectorImages-3736/) is in the public domain.

Photo 4

Image by [OpenClipartVectors \(https://pixabay.com/en/users/OpenClipartVectors-30363/\)](https://pixabay.com/en/users/OpenClipartVectors-30363/) is in the public domain.

Photo 5

Image by [ClkerFreeVectorImages \(https://pixabay.com/en/users/ClkerFreeVectorImages-3736/\)](https://pixabay.com/en/users/ClkerFreeVectorImages-3736/) is in the public domain.

Photo 6

Image by [ClkerFreeVectorImages \(https://pixabay.com/en/users/ClkerFreeVectorImages-3736/\)](https://pixabay.com/en/users/ClkerFreeVectorImages-3736/) is in the public domain.

Photo 7

Image by [ClkerFreeVectorImages \(https://pixabay.com/en/users/ClkerFreeVectorImages-3736/\)](https://pixabay.com/en/users/ClkerFreeVectorImages-3736/) is in the public domain.

Photo 8

Image by [SeifenBlase \(https://pixabay.com/en/users/SeifenBlase-723344/\)](https://pixabay.com/en/users/SeifenBlase-723344/) is in the public domain. (<https://pixabay.com/en/users/SeifenBlase-723344/>)

The letter i says /i/ like in itch.

Image by [OpenClipartVectors \(https://pixabay.com/en/users/OpenClipartVectors-30363/\)](https://pixabay.com/en/users/OpenClipartVectors-30363/) is in the public domain.

Photo 9

Image by OpenClipartVectors (<https://pixabay.com/en/users/OpenClipartVectors-30363/>) is in the public domain.

Photo 10

Image by OpenClipartVectors (<https://pixabay.com/en/users/OpenClipartVectors-30363/>) is in the public domain.

Photo 11

Image by ClkerFreeVectorImages (<https://pixabay.com/en/users/ClkerFreeVectorImages-3736/>) is in the public domain.

Photo 12

Image by ClkerFreeVectorImages (<https://pixabay.com/en/users/ClkerFreeVectorImages-3736/>) is in the public domain.

Photo 13

Image by Hans (<https://pixabay.com/en/users/Hans-2/>) is in the public domain.

Photo 14

Image by OpenClipartVectors (<https://pixabay.com/en/users/OpenClipartVectors-30363/>) is in the public domain.

Photo 15

Image by ClkerFreeVectorImages (<https://pixabay.com/en/users/ClkerFreeVectorImages-3736/>) is in the public domain.

Photo 16

Image by Hans (<https://pixabay.com/en/users/Hans-2/>) is in the public domain.

Photo 17

Image by [ClkerFreeVectorImages \(https://pixabay.com/en/users/ClkerFreeVectorImages-3736/\)](https://pixabay.com/en/users/ClkerFreeVectorImages-3736/) is in the public domain.

Photo 18

Image by [ClkerFreeVectorImages \(https://pixabay.com/en/users/ClkerFreeVectorImages-3736/\)](https://pixabay.com/en/users/ClkerFreeVectorImages-3736/) is in the public domain.

Photo 19

Image by [SeifenBlase \(https://pixabay.com/en/users/SeifenBlase-723344/\)](https://pixabay.com/en/users/SeifenBlase-723344/) is in the public domain.

Photo 20

Image by [a class="hover_opacity" href="https://pixabay.com/en/users/ClkerFreeVectorImages-3736/">ClkerFreeVectorImages](https://pixabay.com/en/users/ClkerFreeVectorImages-3736/) is in the public domain.

()A New Flower

Grandma

Image by [ClkerFreeVectorImages \(https://pixabay.com/en/users/ClkerFreeVectorImages-3736/\)](https://pixabay.com/en/users/ClkerFreeVectorImages-3736/) is in the public domain.

Plane

Image by [ClkerFreeVectorImages \(https://pixabay.com/en/users/ClkerFreeVectorImages-3736/\)](https://pixabay.com/en/users/ClkerFreeVectorImages-3736/) is in the public domain.

Flowers

Image by [PublicDomainPictures \(https://pixabay.com/en/users/PublicDomainPictures-14/\)](https://pixabay.com/en/users/PublicDomainPictures-14/) is in the public domain.

Garden

Image by OpenClipartVectors (<https://pixabay.com/en/users/OpenClipartVectors-30363/>) is in the public domain.

Club

Image by OpenClipartVectors (<https://pixabay.com/en/users/OpenClipartVectors-30363/>) is in the public domain.

Know

Image by PublicDomainPictures (<https://pixabay.com/en/users/PublicDomainPictures-14/>) is in the public domain.

Long

Image by OpenClipartVectors (<https://pixabay.com/en/users/OpenClipartVectors-30363/>) is in the public domain.

Time

Image by stux (<https://pixabay.com/en/users/stux-12364/>) is in the public domain.

Home

Image by OpenClipartVectors (<https://pixabay.com/en/users/OpenClipartVectors-30363/>) is in the public domain.

Smile

Image by ClkerFreeVectorImages (<https://pixabay.com/en/users/ClkerFreeVectorImages-3736/>) is in the public domain.

The letter o says /o/ like in octopus.

Image by ClkerFreeVectorImages (<https://pixabay.com/en/users/ClkerFreeVectorImages-3736/>) is in the public domain.

Photo 1

Image by ClkerFreeVectorImages (<https://pixabay.com/en/users/ClkerFreeVectorImages-3736/>) is in the public domain.

Photo 2

Image by OpenClipartVectors (<https://pixabay.com/en/users/OpenClipartVectors-30363/>) is in the public domain.

Photo 3

Image by ClkerFreeVectorImages (<https://pixabay.com/en/users/ClkerFreeVectorImages-3736/>) is in the public domain.

Photo 4

Image by ClkerFreeVectorImages (<https://pixabay.com/en/users/ClkerFreeVectorImages-3736/>) is in the public domain.

Photo 5

Image by ClkerFreeVectorImages (<https://pixabay.com/en/users/ClkerFreeVectorImages-3736/>) is in the public domain.

Photo 6

Image by ClkerFreeVectorImages (<https://pixabay.com/en/users/ClkerFreeVectorImages-3736/>) is in the public domain.

Photo 7

Image by skeeze (<https://pixabay.com/en/users/skeeze-272447/>) is in the public domain.

Photo 8

Image by [OpenClipartVectors \(https://pixabay.com/en/users/OpenClipartVectors-30363/\)](https://pixabay.com/en/users/OpenClipartVectors-30363/) is in the public domain.

Photo 9

Image by [OpenClipartVectors \(https://pixabay.com/en/users/OpenClipartVectors-30363/\)](https://pixabay.com/en/users/OpenClipartVectors-30363/) is in the public domain.

Photo 10

Image by [OpenClipartVectors \(https://pixabay.com/en/users/OpenClipartVectors-30363/\)](https://pixabay.com/en/users/OpenClipartVectors-30363/) is in the public domain.

The letter u says /u/ like in up.

Image by [OpenClipartVectors \(https://pixabay.com/en/users/OpenClipartVectors-30363/\)](https://pixabay.com/en/users/OpenClipartVectors-30363/) is in the public domain.

Photo 11

Image by [ClkerFreeVectorImages \(https://pixabay.com/en/users/ClkerFreeVectorImages-3736/\)](https://pixabay.com/en/users/ClkerFreeVectorImages-3736/) is in the public domain.

Photo 12

Image by [OpenClipartVectors \(https://pixabay.com/en/users/OpenClipartVectors-30363/\)](https://pixabay.com/en/users/OpenClipartVectors-30363/) is in the public domain.

Photo 13

Image by [Ben Kerckx \(https://pixabay.com/en/users/Ben_Kerckx-69781/\)](https://pixabay.com/en/users/Ben_Kerckx-69781/) is in the public domain.

Photo 14

Image by 99pixel (<https://pixabay.com/en/users/99pixel-37069/>) is in the public domain.

Photo 15

Image by [OpenClipartVectors \(https://pixabay.com/en/users/OpenClipartVectors-30363/\)](https://pixabay.com/en/users/OpenClipartVectors-30363/) is in the public domain.

Photo 16

Image by [OpenClipartVectors \(https://pixabay.com/en/users/OpenClipartVectors-30363/\)](https://pixabay.com/en/users/OpenClipartVectors-30363/) is in the public domain.

Photo 17

Image by [OpenClipartVectors \(https://pixabay.com/en/users/OpenClipartVectors-30363/\)](https://pixabay.com/en/users/OpenClipartVectors-30363/) is in the public domain.

Photo 18

Image by [jah7546](#) is in the public domain.

Photo 19

Image by [eismannhans](#) is in the public domain.

Photo 20

Image by [ClkerFreeVectorImages \(https://pixabay.com/en/users/ClkerFreeVectorImages-3736/\)](https://pixabay.com/en/users/ClkerFreeVectorImages-3736/) is in the public domain.

Photo 21

Image by [Ben_Kerckx \(https://pixabay.com/en/users/Ben_Kerckx-69781/\)](https://pixabay.com/en/users/Ben_Kerckx-69781/) is in the public domain.

Photo 22

Image by OpenClipartVectors (<https://pixabay.com/en/users/OpenClipartVectors-30363/>) is in the public domain.

Photo 23

Image by skeeze (<https://pixabay.com/en/users/skeeze-272447/>) is in the public domain.

Photo 24

Image by ClkerFreeVectorImages (<https://pixabay.com/en/users/ClkerFreeVectorImages-3736/>) is in the public domain.

Photo 25

Image by OpenClipartVectors (<https://pixabay.com/en/users/OpenClipartVectors-30363/>) is in the public domain.

()The Sack Garden

Sack garden

Sack garden by Engineering for Change (<https://www.flickr.com/photos/44221799@N08/>) is used under a CC BY SA 2.0 license.

South Africa

Map of South Africa by Alvaro1984 18 is in the public domain.

Three

Image by PeteLinforth (<https://pixabay.com/en/users/PeteLinforth-202249/>) is in the public domain.

White

White Crayon by Paolo Neo is in the public domain.

Farm

Image by OpenClipartVectors (<https://pixabay.com/en/users/OpenClipartVectors-30363/>) is in the public domain.

Money

Image by OpenClipartVectors (<https://pixabay.com/en/users/OpenClipartVectors-30363/>) is in the public domain.

Land

Image by Bessi (<https://pixabay.com/en/users/Bessi-909086/>) is in the public domain.

Sack

Image by OpenClipartVectors (<https://pixabay.com/en/users/OpenClipartVectors-30363/>) is in the public domain.

Rock

Image by sarajuggernaut (<https://pixabay.com/en/users/sarajuggernaut-28237/>) is in the public domain.

Middle

Image by HebiFot (<https://pixabay.com/en/users/HebiFot-422737/>) is in the public domain.

Dirt

Image by Jing (<https://pixabay.com/en/users/Jing-48262/>) is in the public domain.

One

Image by PeteLinforth (<https://pixabay.com/en/users/PeteLinforth-202249/>)
is in the public domain.

Hole

Image by ClkerFreeVectorImages (<https://pixabay.com/en/users/ClkerFreeVectorImages-3736/>) is in the public domain.

The letter e says /e/ like in Expo.

Expo 86 exhibition is in the public domain.

Photo 1

Image by ClkerFreeVectorImages (<https://pixabay.com/en/users/ClkerFreeVectorImages-3736/>) is in the public domain.

Photo 2

Image by OpenClipartVectors (<https://pixabay.com/en/users/OpenClipartVectors-30363/>) is in the public domain.

Photo 3

Image by OpenClipartVectors (<https://pixabay.com/en/users/OpenClipartVectors-30363/>) is in the public domain.

Photo 4

Image by skeeze (<https://pixabay.com/en/users/skeeze-272447/>) is in the public domain.

Photo 5

Image by OpenClipartVectors (<https://pixabay.com/en/users/OpenClipartVectors-30363/>) is in the public domain.

Photo 6

Image by [ClkerFreeVectorImages \(https://pixabay.com/en/users/ClkerFreeVectorImages-3736/\)](https://pixabay.com/en/users/ClkerFreeVectorImages-3736/) is in the public domain.

Photo 7

Image by [bogitw \(https://pixabay.com/en/users/bogitw-851103/\)](https://pixabay.com/en/users/bogitw-851103/) is in the public domain.

Photo 8

Image by [RyanMcGuire \(https://pixabay.com/en/users/RyanMcGuire-123690/\)](https://pixabay.com/en/users/RyanMcGuire-123690/) is in the public domain.

The letters ee make a long e sound like in jeep.

Image by [ClkerFreeVectorImages \(https://pixabay.com/en/users/ClkerFreeVectorImages-3736/\)](https://pixabay.com/en/users/ClkerFreeVectorImages-3736/) is in the public domain.

Photo 9

Image by [OpenClipartVectors \(https://pixabay.com/en/users/OpenClipartVectors-30363/\)](https://pixabay.com/en/users/OpenClipartVectors-30363/) is in the public domain.

Photo 10

Image by [ClkerFreeVectorImages \(https://pixabay.com/en/users/ClkerFreeVectorImages-3736/\)](https://pixabay.com/en/users/ClkerFreeVectorImages-3736/) is in the public domain.

Photo 11

Image by [OpenClipartVectors \(https://pixabay.com/en/users/OpenClipartVectors-30363/\)](https://pixabay.com/en/users/OpenClipartVectors-30363/) is in the public domain.

Photo 12

Image by HebiFot (<https://pixabay.com/en/users/HebiFot-422737/>) is in the public domain.

Photo 13

Image by MIH83 (<https://pixabay.com/en/users/MIH83-464187/>) is in the public domain.

Photo 14

Image by ClkerFreeVectorImages (<https://pixabay.com/en/users/ClkerFreeVectorImages-3736/>) is in the public domain.

Photo 15

Image by geralt (<https://pixabay.com/en/users/geralt-9301/>) is in the public domain.

Photo 16

Image by ClkerFreeVectorImages (<https://pixabay.com/en/users/ClkerFreeVectorImages-3736/>) is in the public domain.

Photo 17

Image by RyanMcGuire (<https://pixabay.com/en/users/RyanMcGuire-123690/>) is in the public domain.

Photo 18

Image by OpenClipartVectors (<https://pixabay.com/en/users/OpenClipartVectors-30363/>) is in the public domain.

Photo 19

Image by ClkerFreeVectorImages (<https://pixabay.com/en/users/ClkerFreeVectorImages-3736/>) is in the public domain.

Photo 20

Image by HebiFot (<https://pixabay.com/en/users/HebiFot-422737/>) is in the public domain.

Photo 21

Image by ClkerFreeVectorImages (<https://pixabay.com/en/users/ClkerFreeVectorImages-3736/>) is in the public domain.

Photo 22

Image by bogitw (<https://pixabay.com/en/users/bogitw-851103/>) is in the public domain.

()Val's Garden

Box of vegetables

Image by condesign (<https://pixabay.com/en/users/condesign-509903/>) is in the public domain.

New

Image by OpenClipartVectors (<https://pixabay.com/en/users/OpenClipartVectors-30363/>) is in the public domain.

City

Image by geralt (<https://pixabay.com/en/users/geralt-9301/>) is in the public domain.

Vegetables

Vegetables salad mandolin root vegetables by Le living and co (<https://www.flickr.com/photos/lelivingandco/>) is used under the CC BY 2.0 license.

Woman

Image by [ErikaWittlieb \(https://pixabay.com/en/users/ErikaWittlieb-427626/\)](https://pixabay.com/en/users/ErikaWittlieb-427626/) is in the public domain.

sidewalk

Image by [Pat Pilon \(https://www.flickr.com/photos/pat00139/\)](https://www.flickr.com/photos/pat00139/) is used under the CC BY 2.0 license.

carrots

Image by [jackmac34 \(https://pixabay.com/en/users/jackmac34-483877/\)](https://pixabay.com/en/users/jackmac34-483877/) is in the public domain.

tomatoes

Image by [nataliaaggiato \(https://pixabay.com/en/users/nataliaaggiato-470329/\)](https://pixabay.com/en/users/nataliaaggiato-470329/) is in the public domain.

beans

Image by [young_amyc \(https://pixabay.com/en/users/young_amyc-10337/\)](https://pixabay.com/en/users/young_amyc-10337/) is in the public domain.

peas

Image by [PublicDomainPictures \(https://pixabay.com/en/users/PublicDomainPictures-14/\)](https://pixabay.com/en/users/PublicDomainPictures-14/) is in the public domain.

talk

Image by [mikegi \(https://pixabay.com/en/users/mikegi-506967/\)](https://pixabay.com/en/users/mikegi-506967/) is in the public domain.

family

Image by OpenClipartVectors (<https://pixabay.com/en/users/OpenClipartVectors-30363/>) is in the public domain.

door

Image by ClkerFreeVectorImages (<https://pixabay.com/en/users/ClkerFreeVectorImages-3736/>) is in the public domain.

carrot

Image by OpenClipartVectors (<https://pixabay.com/en/users/OpenClipartVectors-30363/>) is in the public domain.

carrots

Image by folkart101 (<https://pixabay.com/en/users/folkart101-1020748/>) is in the public domain.

bean

Four Bean Pod by United Soybean Board (<https://www.flickr.com/photos/unitedsoybean/>) is used under a CC BY 2.0 license.

beans

Image by young_amyc (https://pixabay.com/en/users/young_amyc-10337/) is in the public domain.

pea

one pea by Erich Ferdinand (<https://www.flickr.com/photos/erix/>) is used under a CC BY 2.0 license.

peas

Plate of Peas by Kari Söderholm (<https://www.flickr.com/photos/haprog/>) is used under a CC BY 2.0 license.

egg or eggs?

Image by Mangoon (<https://pixabay.com/en/users/Mangoon-556582/>) is in the public domain.

rock or rocks?

Image by sarajuggernaut (<https://pixabay.com/en/users/sarajuggernaut-28237/>) is in the public domain.

bug or bugs?

Image by Ben Kerckx (https://pixabay.com/en/users/Ben_Kerckx-69781/) is in the public domain.

pen or pens?

Image by succo (<https://pixabay.com/en/users/succo-96729/>) is in the public domain.

tree or trees?

Image by ClkerFreeVectorImages (<https://pixabay.com/en/users/ClkerFreeVectorImages-3736/>) is in the public domain.

rat or rats?

Image by ClkerFreeVectorImages (<https://pixabay.com/en/users/ClkerFreeVectorImages-3736/>) is in the public domain.

()GM Food

Making GM food

Image by felixioncool (<https://pixabay.com/en/users/felixioncool-324952/>) is in the public domain.

Hard

Image by [ClkerFreeVectorImages](https://pixabay.com/en/users/ClkerFreeVectorImages-3736/) (<https://pixabay.com/en/users/ClkerFreeVectorImages-3736/>) is in the public domain.

Cold

Image by [PublicDomainPictures](https://pixabay.com/en/users/PublicDomainPictures-14/) (<https://pixabay.com/en/users/PublicDomainPictures-14/>) is in the public domain.

Weather

Image by [OpenClipartVectors](https://pixabay.com/en/users/OpenClipartVectors-30363/) (<https://pixabay.com/en/users/OpenClipartVectors-30363/>) is in the public domain.

Crop

Corn Fields by [Don Graham](https://www.flickr.com/photos/23155134@N06/) (<https://www.flickr.com/photos/23155134@N06/>) is used under a CC BY 2.0 license.

Rain

[weather symbols](https://openclipart.org/user-detail/sivvus) By [sivvus](https://openclipart.org/user-detail/sivvus) (<https://openclipart.org/user-detail/sivvus>) is in the public domain.

Fruits

Image by [jarmoluk](https://pixabay.com/en/users/jarmoluk-143740/) (<https://pixabay.com/en/users/jarmoluk-143740/>) is in the public domain.

Sold

Image by [tkoch](https://pixabay.com/en/users/tkoch-421166/) (<https://pixabay.com/en/users/tkoch-421166/>) is in the public domain.

Change

Image by [aleksandra85foto \(https://pixabay.com/en/users/aleksandra85foto-463403/\)](https://pixabay.com/en/users/aleksandra85foto-463403/) is in the public domain.

Company

Image by [Texas A&M University-Commerce Marketing Communications Photography \(https://www.flickr.com/photos/tamuc/\)](https://www.flickr.com/photos/tamuc/) is used under a CC BY 2.0 license.

Help

Image by [SurFeRGiRL30 \(https://www.flickr.com/photos/surfergirl30/\)](https://www.flickr.com/photos/surfergirl30/) is used under a CC BY 2.0 license.

Bird

Image by [ClkerFreeVectorImages \(https://pixabay.com/en/users/ClkerFreeVectorImages-3736/\)](https://pixabay.com/en/users/ClkerFreeVectorImages-3736/) is in the public domain.

Test

Student writing by [lmproulx \(https://openclipart.org/user-detail/lmproulx\)](https://openclipart.org/user-detail/lmproulx) is in the public domain.

The letters dr in drip are a blend.

Image by [tpsdave \(https://pixabay.com/en/users/tpsdave-12019/\)](https://pixabay.com/en/users/tpsdave-12019/) is in the public domain.

Clap

Image by [ClkerFreeVectorImages \(https://pixabay.com/en/users/ClkerFreeVectorImages-3736/\)](https://pixabay.com/en/users/ClkerFreeVectorImages-3736/) is in the public domain.

Frog

Image by [OpenClipartVectors \(https://pixabay.com/en/users/OpenClipartVectors-30363/\)](https://pixabay.com/en/users/OpenClipartVectors-30363/) is in the public domain.

Step

Image by [Unsplash \(https://pixabay.com/en/users/Unsplash-242387/\)](https://pixabay.com/en/users/Unsplash-242387/) is in the public domain.

Plum

Image by [OpenClipartVectors \(https://pixabay.com/en/users/OpenClipartVectors-30363/\)](https://pixabay.com/en/users/OpenClipartVectors-30363/) is in the public domain.

Drum

Image by [ClkerFreeVectorImages \(https://pixabay.com/en/users/ClkerFreeVectorImages-3736/\)](https://pixabay.com/en/users/ClkerFreeVectorImages-3736/) is in the public domain.

Stop

Image by [ClkerFreeVectorImages \(https://pixabay.com/en/users/ClkerFreeVectorImages-3736/\)](https://pixabay.com/en/users/ClkerFreeVectorImages-3736/) is in the public domain.

Club

Image by [OpenClipartVectors \(https://pixabay.com/en/users/OpenClipartVectors-30363/\)](https://pixabay.com/en/users/OpenClipartVectors-30363/) is in the public domain.

Crib

Image by [ClkerFreeVectorImages \(https://pixabay.com/en/users/ClkerFreeVectorImages-3736/\)](https://pixabay.com/en/users/ClkerFreeVectorImages-3736/) is in the public domain.

Star

Image by [OpenClipartVectors \(https://pixabay.com/en/users/OpenClipartVectors-30363/\)](https://pixabay.com/en/users/OpenClipartVectors-30363/) is in the public domain.

Flag

Image by [OpenClipartVectors \(https://pixabay.com/en/users/OpenClipartVectors-30363/\)](https://pixabay.com/en/users/OpenClipartVectors-30363/) is in the public domain.

Crab

Image by [ClkerFreeVectorImages \(https://pixabay.com/en/users/ClkerFreeVectorImages-3736/\)](https://pixabay.com/en/users/ClkerFreeVectorImages-3736/) is in the public domain.

Stem

Stem morphology type scape by [RoRo](#) is in the public domain.

()Tomatoes

Tomatoes

Image by [byrev \(https://pixabay.com/en/users/byrev-23277/\)](https://pixabay.com/en/users/byrev-23277/) is in the public domain.

South America

World map depicting South America by [Central Intelligence Agency \(https://en.wikipedia.org/wiki/Central_Intelligence_Agency\)](https://en.wikipedia.org/wiki/Central_Intelligence_Agency) is in the public domain.

Europe

Map of Europe by [Ssolbergj](#) is used under a CC BY SA 3.0 license.

Doctor

Image by [OpenClipartVectors \(https://pixabay.com/en/users/OpenClipartVectors-30363/\)](https://pixabay.com/en/users/OpenClipartVectors-30363/) is in the public domain.

World

Image by OpenClipartVectors (<https://pixabay.com/en/users/OpenClipartVectors-30363/>) is in the public domain.

Sauce

Image by Catkin (<https://pixabay.com/en/users/Catkin-127770/>) is in the public domain.

Soup

Image by ClkerFreeVectorImages (<https://pixabay.com/en/users/ClkerFreeVectorImages-3736/>) is in the public domain.

Juice

Image by ClkerFreeVectorImages (<https://pixabay.com/en/users/ClkerFreeVectorImages-3736/>) is in the public domain.

Salsa

Fresh Salsa by Jon sullivan is in the public domain.

Ketchup

Image by ClkerFreeVectorImages (<https://pixabay.com/en/users/ClkerFreeVectorImages-3736/>) is in the public domain.

Leaf

Image by Alexas Fotos (https://pixabay.com/en/users/Alexas_Fotos-686414/) is in the public domain.

Stem

Stem morphology type scape by RoRo is in the public domain.

Space

Image by [DasWortgewand](https://pixabay.com/en/users/DasWortgewand-8385/) (https://pixabay.com/en/users/DasWortgewand-8385/) is in the public domain.

Fight

Image by [OpenClipartVectors](https://pixabay.com/en/users/OpenClipartVectors-30363/) (https://pixabay.com/en/users/OpenClipartVectors-30363/) is in the public domain.

Spain

Flag map of Spain with Plus Ultra coat of arms by [Soerfm](#) is used under a CC BY SA 3.0 license.

Taste

concentrating on taste by [lifescrypt](https://www.flickr.com/photos/35560790@N03/) (https://www.flickr.com/photos/35560790@N03/) is used under a CC BY 2.0 license.

sh like ship

Image by [martinme2d](https://pixabay.com/en/users/martinme2d-209947/) (https://pixabay.com/en/users/martinme2d-209947/) is in the public domain.

ch like chin

Image by [Giuliamar](https://pixabay.com/en/users/Giuliamar-34680/) (https://pixabay.com/en/users/Giuliamar-34680/) is in the public domain.

th like thumb

Image by [niekverlaan](https://pixabay.com/en/users/niekverlaan-80788/) (https://pixabay.com/en/users/niekverlaan-80788/) is in the public domain.

ck like sock

Image by [OpenClipartVectors](https://pixabay.com/en/users/OpenClipartVectors-30363/) (https://pixabay.com/en/users/OpenClipartVectors-30363/) is in the public domain.

Photo 1

Image by skeeze (<https://pixabay.com/en/users/skeeze-272447/>) is in the public domain.

Photo 2

Clochoderick Stone by Rosser1954 is in the public domain.

Photo 3

Image by stux (<https://pixabay.com/en/users/stux-12364/>) is in the public domain.

Photo 4

Image by goiwara (<https://pixabay.com/en/users/goiwara-235095/>).

Photo 5

Image by ClkerFreeVectorImages (<https://pixabay.com/en/users/ClkerFreeVectorImages-3736/>) is in the public domain.

Photo 6

Image by OpenClipartVectors (<https://pixabay.com/en/users/OpenClipartVectors-30363/>) is in the public domain.

Photo 7

Image by rhae (<https://pixabay.com/en/users/rhae-1009277/>) is in the public domain.

Photo 8

Image by geralt (<https://pixabay.com/en/users/geralt-9301/>) is in the public domain.

Photo 9

Image by [ClkerFreeVectorImages \(https://pixabay.com/en/users/ClkerFreeVectorImages-3736/\)](https://pixabay.com/en/users/ClkerFreeVectorImages-3736/) is in the public domain.

Photo 10

Image by [MICHELLE ASHER](#) is in the public domain.

Photo 11

Image by [OpenClipartVectors \(https://pixabay.com/en/users/OpenClipartVectors-30363/\)](https://pixabay.com/en/users/OpenClipartVectors-30363/) is in the public domain.

Photo 12

Image by [ClkerFreeVectorImages \(https://pixabay.com/en/users/ClkerFreeVectorImages-3736/\)](https://pixabay.com/en/users/ClkerFreeVectorImages-3736/) is in the public domain.

Photo 13

Image by [skeeze \(https://pixabay.com/en/users/skeeze-272447/\)](https://pixabay.com/en/users/skeeze-272447/) is in the public domain.

Photo 14

Image by [ClkerFreeVectorImages \(https://pixabay.com/en/users/ClkerFreeVectorImages-3736/\)](https://pixabay.com/en/users/ClkerFreeVectorImages-3736/) is in the public domain.

Photo 15

Image by [ClkerFreeVectorImages \(https://pixabay.com/en/users/ClkerFreeVectorImages-3736/\)](https://pixabay.com/en/users/ClkerFreeVectorImages-3736/) is in the public domain.

Photo 16

Image by [ClkerFreeVectorImages \(https://pixabay.com/en/users/ClkerFreeVectorImages-3736/\)](https://pixabay.com/en/users/ClkerFreeVectorImages-3736/) is in the public domain.

()Grow Your Own Tomatoes

Growing tomatoes

Tomato plant by Suzette (<https://www.flickr.com/photos/suzettesuzette/>) is used under a CC BY 2.0 license.

Potting soil

a handful by Pat Dumas (<https://www.flickr.com/photos/jerseyred/>) is used under a CC BY NC SA 2.0 license.

Warm

Image by Unsplash (<https://pixabay.com/en/users/Unsplash-242387/>) is in the public domain.

Window

Image by lena1 (<https://pixabay.com/en/users/lena1-326348/>) is in the public domain.

Hour

Image by Unsplash (<https://pixabay.com/en/users/Unsplash-242387/>) is in the public domain.

Tie

Image by HebiFot (<https://pixabay.com/en/users/HebiFot-422737/>) is in the public domain.

Stick

Image by ClkerFreeVectorImages (<https://pixabay.com/en/users/ClkerFreeVectorImages-3736/>) is in the public domain.

Colour

Image by [inspiredimages](https://pixabay.com/en/users/inspiredimages-57296/) (<https://pixabay.com/en/users/inspiredimages-57296/>) is in the public domain.

Bottom

Image by [PublicDomainPictures](https://pixabay.com/en/users/PublicDomainPictures-14/) (<https://pixabay.com/en/users/PublicDomainPictures-14/>) is in the public domain.

()Canada's Tallest Tree

Tall trees

Image by [Unsplash](https://pixabay.com/en/users/Unsplash-242387/) (<https://pixabay.com/en/users/Unsplash-242387/>) is in the public domain.

Hunt

Image by [OpenClipartVectors](https://pixabay.com/en/users/OpenClipartVectors-30363/) (<https://pixabay.com/en/users/OpenClipartVectors-30363/>) is in the public domain.

Vancouver Island

Vancouver island relief is used under a CC BY SA 3.0 license.

Logger

Logger working near Z Canyon by Seattle Municipal Archives (<https://www.flickr.com/photos/seattlemunicipalarchives/>) is used under a CC BY 2.0 license.

Path

Image by [bertvthul](https://pixabay.com/en/users/bertvthul-1134851/) (<https://pixabay.com/en/users/bertvthul-1134851/>) is in the public domain.

Forest

Image by Bergadder (<https://pixabay.com/en/users/Bergadder-20679/>) is in the public domain.

Tall

Image by ClkerFreeVectorImages (<https://pixabay.com/en/users/ClkerFreeVectorImages-3736/>) is in the public domain.

Awe

Image by Kevin Dooley (<https://www.flickr.com/photos/pagedooley/>) is used under a CC BY 2.0 license.

Park

Image by Unsplash (<https://pixabay.com/en/users/Unsplash-242387/>) is in the public domain.

Risk

Image by ClkerFreeVectorImages (<https://pixabay.com/en/users/ClkerFreeVectorImages-3736/>) is in the public domain.

Down

Image by OpenClipartVectors (<https://pixabay.com/en/users/OpenClipartVectors-30363/>) is in the public domain.

Cap

Image by ClkerFreeVectorImages (<https://pixabay.com/en/users/ClkerFreeVectorImages-3736/>) is in the public domain.

Cape

Image by ClkerFreeVectorImages (<https://pixabay.com/en/users/ClkerFreeVectorImages-3736/>) is in the public domain.

Kit

Image by OpenClipartVectors (<https://pixabay.com/en/users/OpenClipartVectors-30363/>) is in the public domain.

Kite

Image by ClkerFreeVectorImages (<https://pixabay.com/en/users/ClkerFreeVectorImages-3736/>) is in the public domain.

Rob

Image by ClkerFreeVectorImages (<https://pixabay.com/en/users/ClkerFreeVectorImages-3736/>) is in the public domain.

Robe

bathrobe by David Ring is in the public domain.

Photo 1

Image by OpenClipartVectors (<https://pixabay.com/en/users/OpenClipartVectors-30363/>) is in the public domain.

Photo 2

1992 Canadian Dime (Reverse) by yaybiscuits123 (<https://www.flickr.com/photos/33755808@N08/>) is used under a CC BY 2.0 license.

Photo 3

Image by sipa (<https://pixabay.com/en/users/sipa-62896/>) is in the public domain.

Photo 4

Image by OpenClipartVectors (<https://pixabay.com/en/users/OpenClipartVectors-30363/>) is in the public domain.

Photo 5

Image by ClkerFreeVectorImages (<https://pixabay.com/en/users/ClkerFreeVectorImages-3736/>) is in the public domain.

Photo 6

Image by ClkerFreeVectorImages (<https://pixabay.com/en/users/ClkerFreeVectorImages-3736/>) is in the public domain.

Photo 7

Image by geralt (<https://pixabay.com/en/users/geralt-9301/>) is in the public domain.

Photo 8

Image by ClkerFreeVectorImages (<https://pixabay.com/en/users/ClkerFreeVectorImages-3736/>) is in the public domain.

()Arctic Plants

Arctic poppies

Arctic Poppy by Ansgar Walk is used under a CC BY SA 3.0 license.

Arctic

Canadian Arctic Archipelago by Connormah is used under a CC BY SA 3.0 license.

Beautiful

Image by Bessi (<https://pixabay.com/en/users/Bessi-909086/>) is in the public domain.

Winter

Image by jill111 (<https://pixabay.com/en/users/jill111-334088/>) is in the public domain.

Dark

Image by SplitShire (<https://pixabay.com/en/users/SplitShire-364019/>) is in the public domain.

Summer

Image by OpenClipartVectors (<https://pixabay.com/en/users/OpenClipartVectors-30363/>) is in the public domain.

Ice

Image by ClkerFreeVectorImages (<https://pixabay.com/en/users/ClkerFreeVectorImages-3736/>) is in the public domain.

Water

Image by ronymichaud (<https://pixabay.com/en/users/ronymichaud-647623/>) is in the public domain.

Heat

Image by A-r-e-s (<https://pixabay.com/en/users/A-r-e-s-273752/>) is in the public domain.

Together

Image by PublicDomainPictures (<https://pixabay.com/en/users/PublicDomainPictures-14/>) is in the public domain.

Wind

Image by [ClkerFreeVectorImages \(https://pixabay.com/en/users/ClkerFreeVectorImages-3736/\)](https://pixabay.com/en/users/ClkerFreeVectorImages-3736/) is in the public domain.

Willow

Image by [ADD \(https://pixabay.com/en/users/ADD-44917/\)](https://pixabay.com/en/users/ADD-44917/) is in the public domain.

Poppy

Image by [ClkerFreeVectorImages \(https://pixabay.com/en/users/ClkerFreeVectorImages-3736/\)](https://pixabay.com/en/users/ClkerFreeVectorImages-3736/) is in the public domain.

Bright

Image by [ClkerFreeVectorImages \(https://pixabay.com/en/users/ClkerFreeVectorImages-3736/\)](https://pixabay.com/en/users/ClkerFreeVectorImages-3736/) is in the public domain.

Bibliography

Gould, L. & Weiten, J. (1997). *Ideas, activities, and exercises for fundamental level English*.

Vancouver: Basic Education Dept., Vancouver Community College.

School District No. 44. (1999). *Reading 44: A core framework*. North Vancouver, BC: Leo Marshall

Curriculum Centre.

Wilson, B. A. (1996). *Wilson reading system instructor manual*. Oxford, MA: Wilson Language

Training.

About the Author



Shantel Ivits is an instructor in the Basic Education Department at Vancouver Community College, on the unceded territories of the Musqueam, Squamish, and Tsleil-Waututh Nations.

Shantel has designed curricula for the National Film Board of Canada, the British Columbia Teachers' Federation, and many community-based projects.

Over the past decade, they have taught in literacy programs, university bridging programs, an ESL academy, and K-12 public schools.

They hold a Bachelor of Arts in English Literature from Trent University, as well as a Bachelor of Education and a Master of Arts in Educational Studies from the University of British Columbia.

Shantel identifies as a queer and trans person with white settler privilege. Their goal as an educator is to help people build their capacity to reach their goals and create more socially just communities.

Shantel also enjoys raising awareness that “they” can be used as a singular pronoun!

Versioning History

This page provides a record of edits and changes made to this book since its initial publication. Whenever edits or updates are made in the text, we provide a record and description of those changes here. If the change is minor, the version number increases by 0.01. If the edits involve substantial updates, the version number increases to the next full number.

The files posted by this book always reflect the most recent version. If you find an error in this book, please fill out the [Report an Error](https://collection.bccampus.ca/report-error/) (<https://collection.bccampus.ca/report-error/>) form.

Version	Date	Change	Details
1.00	November 3, 2015	Book published.	
1.01	September 28, 2018	The following changes were part of a project to standardize BCcampus-published books.	<ul style="list-style-type: none"> • Added additional publication information • Updated copyright information • Renamed “About the book” to “About BCcampus Open Education” and updated the content • Added a Versioning History page • Updated tables to fix formatting issues
1.02	June 11, 2019	Updated the book’s theme.	The styles of this book have been updated, which may affect the page numbers of the PDF and print copy.
1.03	March 26, 2020	Updated textbox styles.	