


Start here



Leaves needle or scale like; seeds in cone or berry-like structure.
Coniferous



Leaves broad and flat; seeds enclosed in fruit.

Broadleaf

(go to next page)



Leaves scale-like; smallest branchlets flattened



Bark thin, reddish-brown, shredded



Seeds in egg-shaped cones; ~1 cm diameter



Thuja plicata
Western redcedar



Single needles attached to branchlets, base not surrounded by sheath



Needles of irregular length; blunt, flat; lower needle surface whiter than upper surface



Brown bark with fine-textured furrows



Cones are numerous; ~2 cm diameter



Tsuga heterophylla
Western hemlock




Needles of similar length; pointed at tips



Bark is thick and deeply furrowed with large ridges



Cones are 5 - 11 cm long; three-pronged bracts protrude between scales



Pseudotsuga menziesii
Douglas fir



Leaves needle-like



Needles in clusters of two, attached to branchlets by a sheath; sharp, pointed needles




***Pinus* species**
(Lodgepole pine, Ponderosa pine, etc.)




Leaves needle or scale like; seeds in cone or berry-like structure.
Coniferous

(go to first page)



Leaves broad and flat; seeds enclosed in fruit.
Broadleaf



Source: Adapted from Straley and Harrison (1987); Diagram designed by N Rong (UBC); updated by K Hurley, N Hewitt.